



THE 2026 OZSKY STAR SAFARI

COONABARABRAN, NSW

HOSTED BY THE VOLUNTEERS OF 3RF AUSTRALIA



YOUR VOLUNTEER HOSTS – WHO'S WHO?

- Lachlan MacDonald



- Anne Adkins



- Andrew Murrell



- Gary Kopff



- David Batagol




- Matt Bielski



- Vello Tabur



- Michael Prochoda





A BRIEF HISTORY OF OZSKY

PAST OZSKY EVENT NAMES & LOCATIONS

The first of these internationally-focussed Southern Skies Observing Trips was held 33 years ago in May 1993

- 1993: "Operation Pacific Storm" *Mt. Kaputar, NSW*
- 1994 – 2003: "Aussie Sky Safaris" *Various locations, ad-hoc*
- 1999: "Ayers Rock (Uluru) Star Safari" *Ayers Rock (Uluru), NT*
- 2004 – 2010: "Deepest South Texas Star Safaris" *Coonabarabran, NSW*
DSTSS "Alumni" Star Safaris *Coonabarabran, NSW*
- 2010: OzSky "Outback" Star Safari *Nhulunbuy - East Arnhem Land, NT*
- 2011 – 2026: OzSky "Classic" Star Safaris *Coonabarabran, NSW*
OzSky "Alumni" Star Safari *Crooked Corner, NSW*


Future OzSky Star Safari Dates

- Nov 2026: OzSky "Alumni" Star Safari *Crooked Corner – Nov 7 – 14, 2026*
- Apr 2027: OzSky "Classic" Star Safari *Coonabarabran – Apr 3 – 10, 2027*





A BRIEF HISTORY OF OZSKY PAST OZSKY T-SHIRT COLLECTION





A BRIEF HISTORY OF OZSKY PAST GROUP PHOTOS (SMALL SELECTION)





DAILY SCHEDULE OF EVENTS

KEY HIGHLIGHTS FOR THE WEEK

KEY OBSERVING HIGHLIGHTS


- **Southern Sky Orientation & Guided Sky Tours** – 20:00, first three nights
- **Dark Out: Free-Range Observing** commences at **20:30** every night – Note our strictly-enforced light policy
- All official 3RF/OzSky telescopes close at midnight on Friday night

KEY WORKSHOPS

- **Up to four Presentations or Workshops most days (~45 – 60 minutes each)**
- Sunday @ 13:00 How to Align and Use the Argo Navis™ - Recommended for new users
- Monday @ 10:00 A comprehensive 3-part series on using a DSLR for nightscapes and processing your images

KEY SOCIAL EVENTS

- Sunday @ 17:30 **Group Photo:** Please wear your new OzSky T-Shirt
- Sunday @ 18:00 Aussie BBQ Dinner "**Welcome to OzSky**" – All Welcome!
- Friday @ 17:00 **People's Choice Photo Voting** and OzSky **Door Prizes**
- Friday @ 17:30 Aussie BBQ Dinner "**Farewell from OzSky**" – All Welcome!





OTHER DAILY ACTIVITY OPTIONS

UNSCHEDULED OPTIONS – TOURS

GUIDED TOURS

Siding Spring Observatory, the Anglo-Australian Telescope (AAT) & the UK Schmidt Telescope

- Siding Spring Observatory Walking Tour: 10:00
- UK Schmidt Telescope Guided Tour: 12:00
- Anglo-Australian Telescope Guided Tour: 14:00

Available daily EXCEPT Tuesdays. Bookings are essential.

Bookings: <https://www.CoonabarabranStarGazing.com.au>

SELF-GUIDED TOURS

AAT Public Viewing Gallery and the Visitor's Centre

- AAT Public Viewing Gallery: 08:30 – 16:00 daily
- SSO Café and Exploratory: 08:30 – 16:00 daily except Tuesdays

Bookings not required

Details: <https://www.SidingSpringObservatory.com.au>





OTHER DAILY ACTIVITY OPTIONS

UNSCHEDULED OPTIONS

SELF-GUIDED HIKING TRIPS

Warrumbungle National Park – **CLOSED from 3pm Sunday**

- | | | |
|-------------------------|-------------|--------------|
| • White Gum Lookout | Easy | 1 hr return |
| • Grand High Top | HARD | 6 hrs return |
| • Mount Exmouth | HARD | 6 hrs return |
| • Beloungery Split Rock | Medium/Hard | 4 hrs return |

Elsewhere in the Region

- | | | |
|---------------------------|-------------|--------------|
| • The Sandstone Caves | Easy/Medium | 2 hrs return |
| • Sculptures in the Scrub | Easy/Medium | 2 hrs return |

LOCAL ROAD TRIPS

- | | |
|--|--------------|
| • Pilliga State Forest | 1 hr return |
| • Australia Telescope National Facility | 3 hrs return |
| • World's Largest Solar System Scale Model | 4 hrs return |


LOCAL GALLERIES & EXHIBITIONS

- Pilliga Pottery
- The Wool Shop
- Coonabarabran Art Gallery
- Aboriginal cultural walks and tours
- Guided Birding Walks (*best early morning*)
- Crystal Kingdom (*Gem & Mineral collection*)
- Diprotodon display – Coona Visitors' Centre
- Don't forget to refer to my earlier email for more ideas and driving directions



TELESCOPES AND EQUIPMENT

TELESCOPES & EYEPIECES





TELESCOPES AND EQUIPMENT

TELESCOPES & EYEPIECES





TELESCOPES AND EQUIPMENT

TELESCOPES & EYEPIECES

25" f/5

Obsession + Argo Navis

31mm Nagler, 17mm Nagler, 9mm Nagler

25" f/5

Obsession + Argo Navis

31mm Nagler, 17mm Nagler, 9mm Nagler

20" f/5

Obsession

31mm Nagler, 17mm Ethos, 8mm Ethos

18" f/4.5

Obsession + Argo Navis

31mm Nagler, 17mm Nagler, 9mm Nagler, ParaCorr

18" f/4.5

Obsession + Argo Navis

26mm Nagler, 12mm Nagler, 7mm Nagler, ParaCorr

18" f/4.5

Obsession + Argo Navis

26mm Nagler, 12mm Nagler, 7mm Nagler, ParaCorr

18" f/4.2

Obsession UC + Argo Navis

31mm Nagler, 13mm Ethos, ParaCorr

12" f/5

Binocular Telescope

25 x 150mm Fujinon Binoculars

on a Joystick-Controlled SkyRover Digital StarChair 3000


Plus a few (bonus) privately-owned telescopes

That's over 192" of aperture which you all have direct access to for the whole week!



SITE HAZARDS – BE AWARE

- Watch for obstacles between your rooms and the observing field
 - Ground-Level Trampoline
 - Small Trees
 - Shelters / Play Areas
 - Taps / Faucets
 - Posts
-
- Please familiarise yourself with the route to/from your room or car





OZSKY STAR SAFARI ETIQUETTE

- Dedicated sets of 2–3 eyepieces matched to each telescope
- Eyepiece sets to stay with assigned telescope
- OzSky Eyepieces are NEVER to be placed in pockets
 - *Please return to case when not in use*
- Respect the Dark – **DIM* RED Lights only** from 8:00pm to 5:00am every night
- Room Curtains fully closed – Front AND back
- Do NOT use rooms' Outside Lights – Cover your outside light switches with tape
- Check your inside AND outside lights are OFF before leaving site each day





OZSKY STAR SAFARI ÉTIQUETTE





OZSKY STAR SAFARI ETIQUETTE

- **ALL OzSky telescopes are for SHARED communal use** – *No exclusive access*

Hints for sharing:

- Join the queue if you want to use a specific telescope. Try to experience all the telescopes
- Listen out for calls of “Who wants to look at NGC ####” – especially from Andrew Murrell
- Offer to share your observing list with others, or team up with others with similar observing lists
- Openly share telescopes between objects if you are doing a long or challenging list

Privately-owned telescopes: Access as per the respective owner.

If in doubt, just ask...





THE OZSKY OBSERVING FIELD

Complimentary tea and coffee

- available every clear night from 8:30pm – 2:00am near the big trailer
- BYO cups or mugs – but please return them back to your room each night.



Telescope maintenance and repairs

- Please see our dedicated Volunteer Team for any telescope repairs or maintenance issues, even if only minor.



Observing Schedule


Sat/Sun/Mon:	8:00pm	Southern Skies <u>Orientation Tours</u>
Sat/Sun/Mon:	8:30pm	<u>Guided Sky Tours</u> of Southern Skies Highlights
Every Night:	8:30pm	Free-Range Observing – Sky Tours available upon request





CLOUDY NIGHTS? NO THANKS!

- **Historical average of 5/7 clear nights**
 - *Some years have 7/7 clear nights*
 - *Hard work, often resulting in “Photon Fatigue”*
- **Extra Talks / Presentations by volunteers and guests**
 - *Any impromptu presentations from the group are always welcome*
- **“OzSky Star Bar” – Wine, Beer, Spirits from 4:00pm – 6:00pm**
 - *Note: BYO not permitted in this area. See Motel Staff for details*





OZSKY PHOTO COMPETITION

PEOPLE'S CHOICE – BEST OZSKY PHOTO

- **Winner selected via “People’s Choice” vote** – Yes, YOU choose the winner!
- **Can be an astrophoto, timelapse video, event photo, tour photo, etc**
 - *Must be taken during the OzSky week (including any past OzSky events)*
 - *Limit of three entries per person*
 - *Photos may be selected for use in future OzSky promotions*
- **All photos to be submitted by 12:00 noon Friday via DropBox**
- **Display and voting:** Friday night’s BBQ Dinner
- **Winner gets first choice of available Door Prizes**
- **All registered participants who cast a vote go into the draw for remaining prizes**
- **Each winner will draw the name of the next winner**





OZSKY DOOR PRIZES

MANY PRIZES TO BE WON !!!



NIGHT SKY SOUTHERN SKY

Introducing our new Southern Sky stencil!

View the Southern Sky from the South Pole and use constellations which can only be seen from the Southern Hemisphere!

- **Night Sky Star Tracker™** transforms the ceiling of your darkened room into a dramatic replica of the real night sky while leaving the lighted areas unchanged (no prisms or refractive materials).
- **Accurate and educational!** Stars and constellations are in proper positions with accurate relative brightness.
- **Simple and effective.** Finally a simple user for fun of the dark. The powerful content of a many night implies a feeling of "cosmicness" with the universe. Enhance your sense of place.
- **Durable and reusable.** Guaranteed lifetime fun for everyone!
- **Easy!** Simply affix the stencil to the ceiling or wall and the adhesive won't stain or remove paint or wallpaper. Then point the stencil back with the included glow-in-the-dark paint and simply remove the stencil. It works on both smooth and textured ceilings!
- **Ready for the stars to shine!** No prisms, no batteries, no black lights needed. Simply expose them to natural moon light. Turn on the lights and the stars glow, long glowing brightly and fade over the next 8-12 hours. They can be redecorated indefinitely and are unobscured in lighted rooms. The kit comes fully boxed above our free to apply. The stencil can be saved and reused.
- **It's all here!** Your kit contains everything you need: The Night Sky Star Tracker, adhesive, luminous paint, brush, and easy-to-follow instructions.

www.UnsMajorStencils.com (844) 676-URSA

Amateur Astronomy Magazine

Radio Astronomy
When the Universe Learned to Speak

Star People
Interview with the Trevor Jones and Ashley Northcote of Astrobackyard

Moon Shots
Sketching at the Eyepiece
Dome Renovation Projects

Adventures in Astro Imaging

Observing UCC 4879
Deep Sky Hunting
Solar Activity and Gallery

Issue 150
Spring 2026 \$16.95 US

SKY & TELESCOPE

THE ESSENTIAL GUIDE TO ASTRONOMY

How AI Is Reshaping Astronomy

PRICES YOUR BAGGS: Dark-Sky Destinations TEST REPORT: Sky-Watcher's Mini Astrograph STAR STORIES: The Trick of Ra

Issue 150
Spring 2026 \$16.95 US






GARBAGE (TRASH) AND RECYCLING OPTIONS

Out on the Observing Field:

- Separate garbage (Trash) and recycling bins are available near the big trailer
- Please recycle any glass/plastic bottles and any cans

In your rooms:

- Bottles and cans can be placed outside your room for recycling
- All other garbage (trash) can be placed in the bins outside your room for collection


















www.OZSKY.ORG